



Good morning 😊

I hope that you are all well. We miss you all and can't wait until we are all back together in school.

As we start another week in 'lockdown', we have been thinking a lot about...



The rainbow has become a symbol of hope and community.

Colours come together to form something truly amazing!

Here are some 'colourful' ideas for this week 😊



Make your own rainbow collage to display proudly in your house

Maybe make a family rainbow using all your hands? A reminder of how together, you make something truly amazing too 😊





Why not use cotton buds to drop tiny amounts of food dye into a bowl of full fat milk – create your own colourful patterns!



Use food dye to make simple rice into colourful sensory rice...pop it in a ziplock bag – no mess!


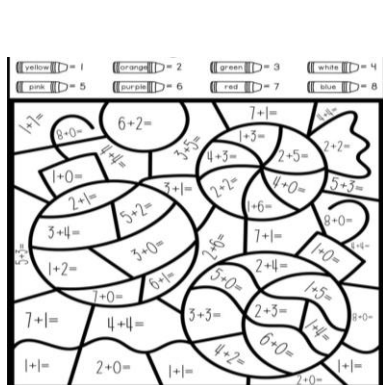


Sort & Count Bottles!

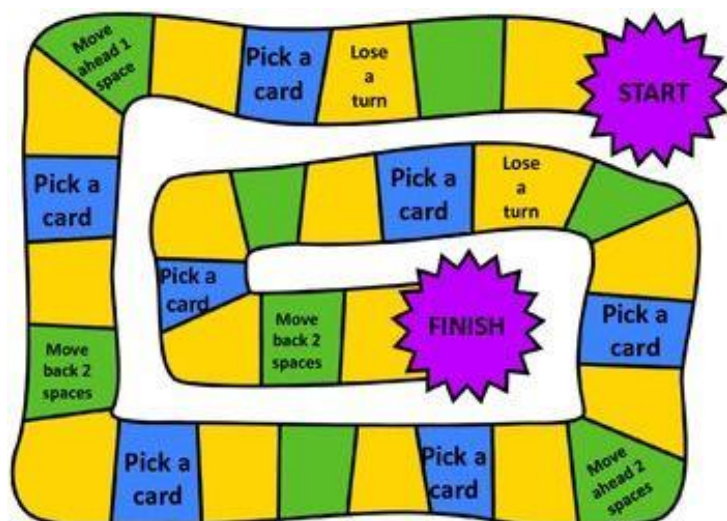


Why not learn the 'makaton colours?' This clip shows you all you need to know...

<https://www.youtube.com/watch?v=80EC7QcPFzg>



1	2	3	4	5	6	7	8	9	10
11	12	13	14	15	16	17	18	19	20
21	22	23	24	25	26	27	28	29	30
31	32	33	34	35	36	37	38	39	40
41	42	43	44	45	46	47	48	49	50
51	52	53	54	55	56	57	58	59	60
61	62	63	64	65	66	67	68	69	70
71	72	73	74	75	76	77	78	79	80
81	82	83	84	85	86	87	88	89	90
91	92	93	94	95	96	97	98	99	100



Why not make your own Maths Board Game? Make a pack of cards – each one with a different Maths question eg. How many cm in a m? How many $\frac{1}{4}$ s makes a $\frac{1}{2}$?

AND A NEW LEGO CHALLENGE!

LEGO CHALLENGE CALENDAR

31 Days of Fun Ideas for Any Month!




DAY 1 Build Your Name or Initials	DAY 2 Build a Person With Moving Legs and Arms	DAY 3 Build a Catapult	DAY 4 Build a Robot	DAY 5 Build a House That Opens	DAY 6 Build a Boat That Floats	DAY 7 Build a 100 Brick Tower
DAY 8 Build a Box With a Lid	DAY 9 Build a Small World Scene	DAY 10 Write a Comic Strip for a Minifigure	DAY 11 Build a Model of Your Room	DAY 12 Build a Simple Machine	DAY 13 Build a Bridge That Can Hold Something Heavy	
DAY 14 Build a Favorite Character	DAY 15 Make a Mosaic Using Flat Pieces On Baseplate	DAY 16 Draw a Design Make it with LEGO Bricks	DAY 17 Build Something To Go With A Favorite Book	DAY 18 Build a swimming pool for a minifigure	DAY 19 Build With Eyes Closed 5 Minutes	
DAY 20 Build a Pyramid	DAY 21 Build a Marble Run	DAY 22 Draw a Play Mat and Add LEGO	DAY 23 Learn Paper Football and Build a Goal	DAY 24 Have a Minifigure Building Race	DAY 25 Build a Marble Maze	
DAY 26 Try to Sink a Minifigure	DAY 27 Build a Zip Line	DAY 28 Make Your Own LEGO Skittles Game	DAY 29 Build a Parachute for a Minifigure	DAY 30 Build a Car Attach a Marker and Draw!	DAY 31 Ask For a Bin of Soapy Water Wash LEGO!	

Make an ideas jar

Cut out slips of paper and write a word or two on each - blue/smooth/frosty/loved. Get the children to pick three to five words and make up a story using them.

Creative Writing Activities



Cut out pictures from magazines and glue them onto paper with speech bubbles.

Get your kids to write funny sayings onto each picture.

Who are they?

Cut photographs of people from magazines and ask the children to pick two or three of them.

Write about who the people are, what their lives are like, and how they might know each other. It would also be fun to place the pictures of people in a geographic location and ask the children to write

General talking tips

Below are some general tips to try while talking to your child that will help with their language development:

- Talk about the things your child is interested in. For example, if they're playing with dinosaurs or with dress ups, join in and comment on what they're doing. They're more likely to pay attention and chat with you if it's about something they're interested in

- Use comments to keep the conversation going rather than questions. For example, if your child is eating an ice-cream, comment, “Mmm, that looks good. I love ice-cream.” They can then respond with more words than if you ask, “What’s that you’re eating?” Questions can feel like a test and may actually make your child want to speak less rather than more
- Put aside some time each day for talking together. Even if it’s just 10 minutes at the end of the day to talk about your favourite thing that happened that day, or what three things you’re grateful for today
- If your child doesn’t get it quite right the first time, don’t say “that’s wrong”. Instead, fill in the gaps for them by saying it back the right way. For example, if your child says, “I goed swimming”, just say back to them, “yes you did, you went swimming.
- Explore words – talk about new words when your child comes across one, like when they’re reading a book or watching a TV programme. If you have a dictionary at home, you could look up the meaning of the word in the dictionary together, or even Google it!
- Try taking photos of an activity on your phone while you are doing it, and looking back at the pictures together afterwards and talking about what you did together. For example, take photos of all the steps when you are making sandwiches for lunch (with your child’s help). Later, look back at the pictures together and talk about all of the steps. This helps to develop children’s ability to understand and say the words involved in the activity, because you’ll be repeating the words more than once
- Enjoy conversations with your child – children learn from conversations with adults as much as their friends. Don’t feel like you have to be teaching them things all the time for them to be learning
- Don’t be afraid to talk in funny voices or have silly conversations – playing around with words by making up rhymes or using silly words can encourage your child to experiment with language, which is good for their development.
- Most importantly – have fun!

‘We are more than a school, we are a community’

**Schools and Families Advice Line
(SFAL)**

The ‘Schools and Families Advice Line’ (SFAL) is a new service established to provide emotional wellbeing advice and early help to children and young people, school staff and families during the COVID-19 pandemic.

SEE LEAFLET ATTACHED 😊

Keep well, look after each other and keep safe!

Miss Haynes 😊